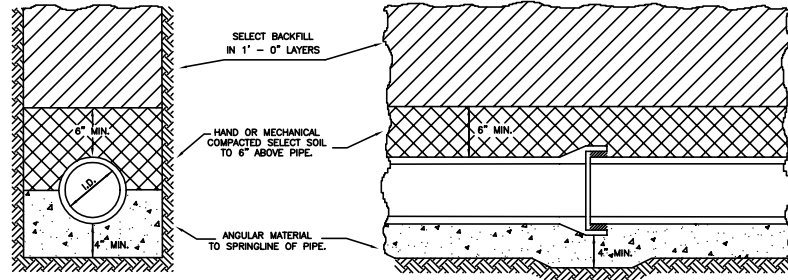
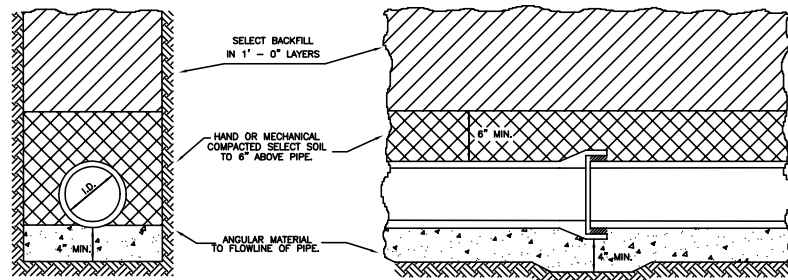


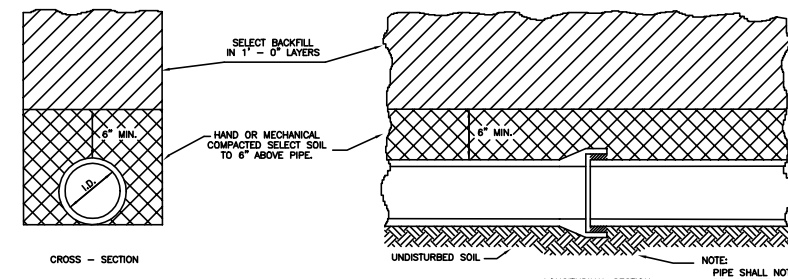
CLASS A LONGITUDINAL SECTION



CLASS B LONGITUDINAL SECTION

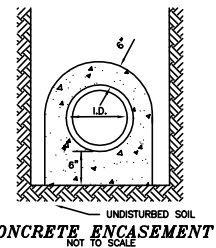


CLASS C LONGITUDINAL SECTION



CLASS D LONGITUDINAL SECTION

NOTE: PIPE SHALL NOT BE SUPPORTED BY BELLS. PIPE SHALL LAY FLAT ON TRENCH BOTTOM.



CONCRETE ENCASUREMENT NOT TO SCALE

STANDARD BEDDING DETAILS

NOT TO SCALE

| I.D. PIPE | STANDARD TRENCH WIDTH |
|-----------|-----------------------|
| 2" - 12" | 30" |
| 14" - 18" | 36" |
| 20" - 24" | 42" |
| 26" - 30" | 54" |
| 32" - 36" | 60" |
| 38" - 42" | 66" |
| 44" - 48" | 72" |
| 50" - 54" | 78" |
| 56" - 60" | 84" |

STANDARD TRENCH WIDTH

The City of Enid
401 West 1st St., Enid, Oklahoma 73701
Telephone: (800) 234-8046 Fax: (800) 234-8046
Contacts:
Robert Hill, Director of Engineering Services, Est. 344
Joan Bivens, Civil Engineer, Est. 348



| REVISIONS | Number | Date | Description |
|-----------|--------|------|-------------|
| | | | |
| | | | |
| | | | |
| | | | |

Project Number: _____
Project Location: _____

Sheet Title: STANDARD SANITARY SEWER BEDDING DETAIL
Project Title: SWD - 5



Date: 6/1/00
Scale: NO SCALE
Cad File: G:\DATA\SPES\SWDS
Drawn By: P.B./C.L.H.
Designed By: R.H.
Approved By: R.H.
Sheet: _____ of _____

| PIPE DIAMETER (INCHES) | DEPTH TO TOP OF PIPE (FEET) | TRENCH WIDTH (INCHES) | CLASS OF BEDDING | | | | CONCRETE ENCASEMENT ^Δ |
|------------------------|-----------------------------|-----------------------|------------------|---|---|---|----------------------------------|
| | | | A | B | C | D | |
| 8 | ≤ 2 1/2 | ≤ 30 | | | | | • |
| | 2 1/2 - 13 | ≤ 30 | • | • | • | • | • |
| | 13-18 | ≤ 30 | | • | • | | • |
| | 18-30 | ≤ 30 | | • | | | • |
| | ≤ 2 1/2 | 36 | | | | | • |
| | 2 1/2 - 13 | 36 | • | • | • | • | • |
| | 13-18 | 36 | | • | • | | • |
| | 18 - 22 | 36 | | • | | | • |
| | 22 - 30 | 36 | | | | | • |
| | ≤ 2 1/2 | 42 | | | | | • |
| 10 | 2 1/2 - 13 | 42 | • | • | • | • | • |
| | 13-18 | 42 | | • | • | | • |
| | 18 - 22 | 42 | | • | | | • |
| | 22 - 30 | 42 | | | | | • |
| | ≤ 3 | --- | | | | | • |
| | 3-12 | ≤ 30 | • | • | • | • | • |
| | 12-24 | ≤ 30 | | • | • | | • |
| | 24-30 | ≤ 30 | | • | | | • |
| | 3-12 | 36 | • | • | • | • | • |
| | 12-16 | 36 | | • | • | | • |
| 12 | 16-20 | 36 | | • | | | • |
| | 20-30 | 36 | | | | | • |
| | ≤ 3 | 42 | | | | | • |
| | 3-12 | 42 | • | • | • | • | • |
| | 12-16 | 42 | | • | • | | • |
| | 16-20 | 42 | | • | | | • |
| | 20-30 | 42 | | | | | • |
| | ≤ 4 | 30 | | • | • | • | • |
| | 14-30 | 30 | | • | • | • | • |
| | ≤ 10 | 36 | • | • | • | • | • |
| 12 | 10-15 | 36 | | • | • | | • |
| | 15-25 | 36 | | • | | | • |
| | 25-30 | 36 | | | | | • |
| | ≤ 10 | 42 | • | • | • | • | • |
| | 10-15 | 42 | | • | • | | • |
| | 15-18 | 42 | | • | | | • |
| | 18-30 | 42 | | | | | • |

Δ D.I.P. MAY BE SUBSTITUTED FOR CONCRETE ENCASUREMENT WITH APPROVAL OF ENGINEER.

BEDDING SCHEDULE FOR V.C.P. SEWER PIPE

The City of Enid
401 West 1st St., Enid, Oklahoma 73701
Telephone: (800) 234-8046 Fax: (800) 234-8046
Contacts:
Robert Hill, Director of Engineering Services, Est. 344
Joan Bivens, Civil Engineer, Est. 348



| REVISIONS | Number | Date | Description |
|-----------|--------|------|-------------|
| | | | |
| | | | |
| | | | |
| | | | |

Project Number: _____
Project Location: _____

Sheet Title: BEDDING SCHEDULE
Project Title: SWD - 6



Date: 6/1/00
Scale: NO SCALE
Cad File: G:\DATA\SPES\SWDS
Drawn By: P.B./C.L.H.
Designed By: R.H.
Approved By: R.H.
Sheet: _____ of _____